

PRELIMINARY PLAN
NOT FOR CONSTRUCTION

**THESE PLANS ARE NOT FULLY PERMITTED
AND ARE SUBJECT TO REVISIONS MADE
DURING THE PERMITTING PROCESS.**

**RESPONSIBILITY FOR THE USE OF THESE
PLANS PRIOR TO OBTAINING PERMITS FROM
ALL AGENCIES HAVING JURISDICTION OVER
THE PROJECT WILL FALL SOLELY UPON THE
USER.**

ISSUE DATE:	07/03/25
-------------	----------

DESIGNED BY: SL, RK

DRAWN BY: SL, GM

CHECKED BY: KS

BID-CONTRACT:

PAUL H. WEINBERG, PLA
FLORIDA REG. NO. LA6666804
(FOR THE FIRM)

CLIENT

**GREEN MILLS
GROUP**

PROJECT

ASPIRE 1650

SHEET TITLE

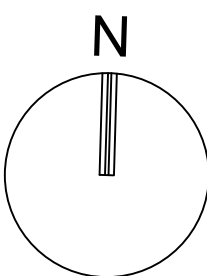
PHOTOMETRIC PLAN

SHEET **LL-101**


NUMBER LL-101

PROJECT	16500.00
---------	----------

STATUS: PRELIMINARY




GRAPHIC SCALE



A horizontal scale bar with alternating black and white segments. It is marked with '0' at the left end, '30' at the midpoint, and '60' at the right end.

SCALE= 1" = 30'

Luminaire Schedule Summary										[MANUAL]
System	Qty	Label	Arrangement	Luminaire Lumens	LLF	Luminaire Watts	Total Watts	Description		
	7	B1	Single	1027	0.800	116.0	116.0	F20B100-DN4-40-40-10C-40K-T0	FC LIGHTING	
	10	C1	Single	9100	0.800	100.0	100.0	MR-L25-40W-12-1	MR LIGHTING INC	
	19	D1	Single	178	0.800	2.56	48.64	LED-7.5MR-12-12-0.024A1	B-A LIGHTING INC	
	10	E1	Single	1000	0.800	100.0	100.0	MR-L25-40W-12-1	MR LIGHTING INC	
	4	H1	Single	2014	0.800	150.2	600.8	QPR-A12-740-TM48-HS - POLE MOUNT 28 WPS	SINOPY CANADA LTD	
1	S1	Single	2014	0.800	150.2	150.2	QPR-A12-740-TM48-HS - POLE MOUNT 28 WPS	SINOPY CANADA LTD		
B1 = RETROFIT										
Calculation Summary										
Category	Units	Avg	Max	Min	Avg/Watt	Max/Watt	Point Spacing	Calc. Pole Height		
GenSec	2.57	12.7	1.4	3.98	9.07	5				
GenSec_Driver_Phase	2.54	12.4	1.0	3.24	9.07	5				
Play Area	33.55	10.7	1.3	24.42	9.07	5				
Play Area - 9' AG	6.50	7.0	0.0	N/A	N/A	N/A				
Walkways	9.32	17.4	0.0	10.36	16.78	3				